



Asia China



Asia China

Got payment problems in China?

Check your newest WeChat purchasing guidelines with Hi & Fi Asia-China!

Have you been to China and found it difficult to pay even for a bottle of water by credit card?

In China, people primarily use mobile payment platforms (Alipay and WeChat Pay) to make transactions and pay for goods and services (Metro, Taxi, Restaurant payments, etc.,)

Utilize WeChat Pay like the locals!

To use it, you will need to link your bank account or add a payment method to your WeChat account. This allows you to make payments for various services and products, including in-store purchases, online shopping, and transferring money to other WeChat users.

Q: What if I find linking an international card and the verification process too cumbersome?

You will now experience a more streamlined registration process. Simply enter your card number, expiry date, and security code, bypassing the need for identity information to link your international card. Moreover, you can swiftly link your card through several access points, even during a transaction.

Q: What if I urgently need to use mobile payment but don't have the time to provide full details?

Besides simplifying the card-linking procedure, we're introducing a no-verification small-payment limit. By linking an international card, first-time users of Weixin Pay from abroad can try Weixin Pay within a certain amount without verification.

You can submit verification details at your convenience to increase your transaction limit and access the full suite of Weixin Pay.

**Remember, these guidelines are subject to change, and it's always a good idea to stay updated with the latest information regarding WeChat and its usage in China.*



Asia China



Asia China


2个步骤快速绑定外卡 Quick Set-Up in 2 Steps

step 1

下载或更新微信/WeChat应用程序 Download or Update your WeChat app

On your mobile phone, Download or Update your WeChat app to the latest version. Register with your phone number or sign in.

请用手机上下载或更新微信 /WeChat 应用程序至最新版本，使用手机号码注册或登录。

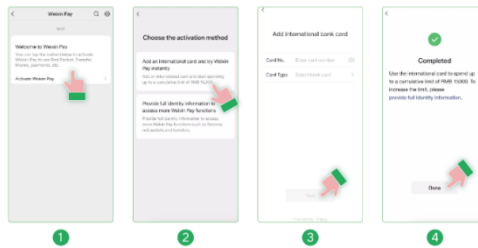


step 2

选择简化绑卡并添加卡信息 Choose to Simplify Card Linking and Add Card Information

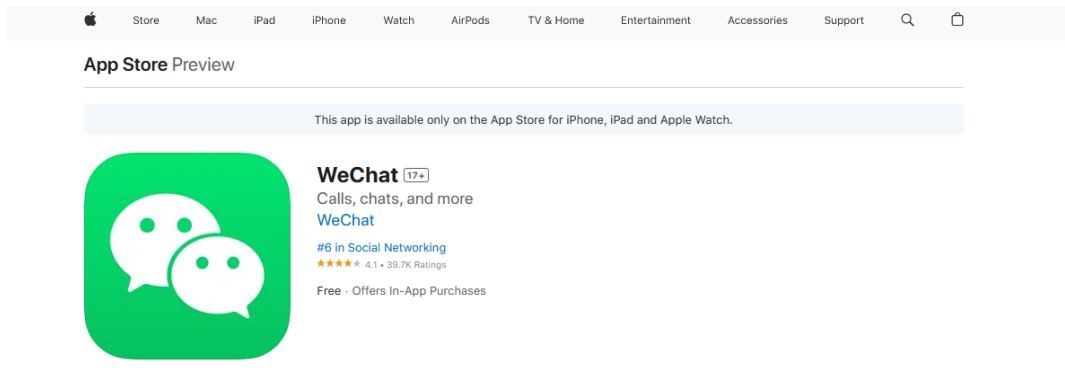
You can enter the card linking page from the Weixin Pay notification page or add a bank card from the wallet page. Choose to simplify the card linking process, fill in your card information and go through the 3DS verification to complete card linking for payments.

您可以在微信支付的消息通知页面进入绑卡页面，或者从钱包页面添加银行卡进入。选择简化绑卡，填写卡信息并经过3DS校验，即可以完成绑卡进行支付。



How to download and register WeChat?

Download and Install WeChat: Visit your device's app store (App Store for iOS or Google Play Store for Android) and search for "WeChat." Download and install the app on your phone.



Sign Up: Launch the WeChat app and select "Sign Up" to create a new account. You will need



to provide a valid phone number for verification purposes.

Verify Your Account: WeChat will send a verification code to the phone number you provided. Enter the code into the app to complete the verification process.

×

Log in via Mobile Number

Region China's Mainland >

Phone +86 Mobile number

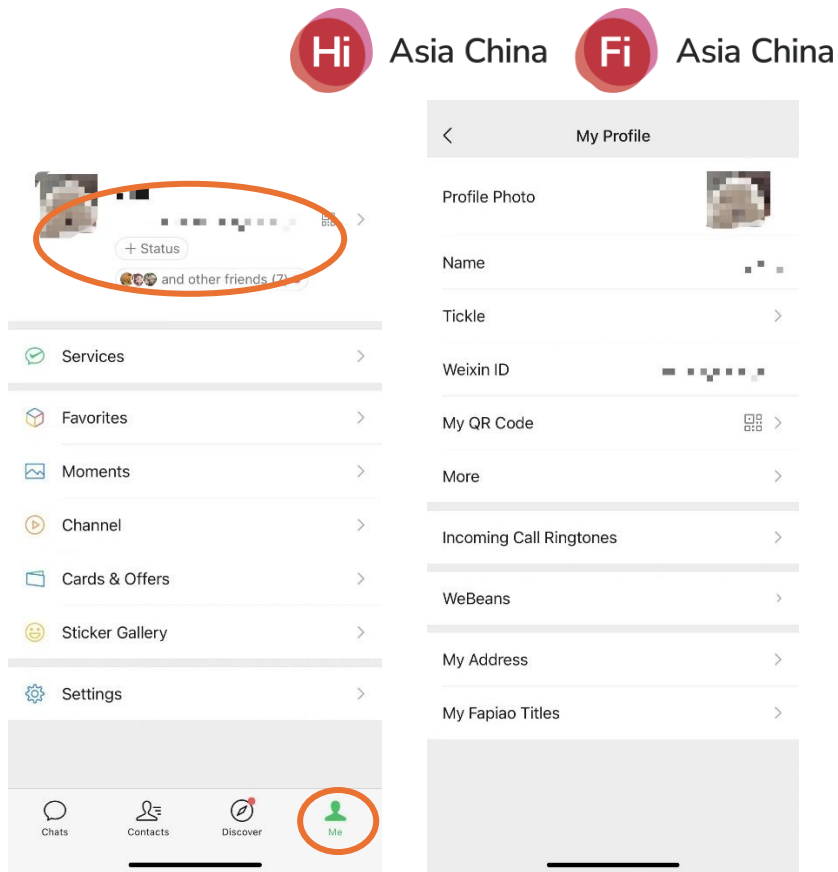
[Change Login Method](#)

The above mobile number is only used for login verification

Accept and Continue

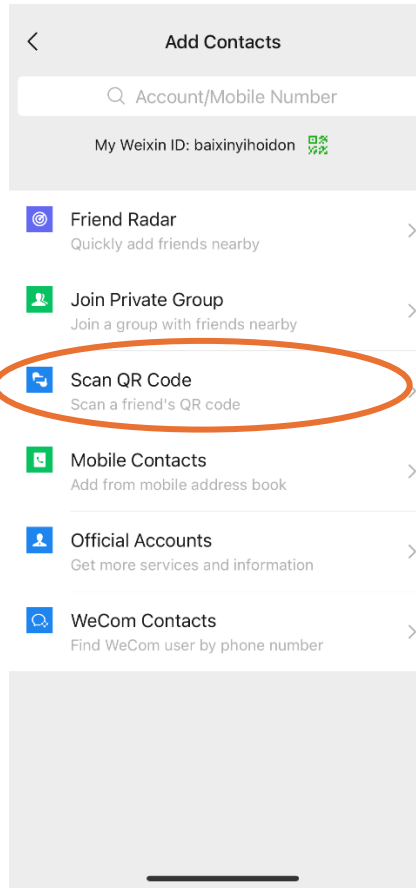
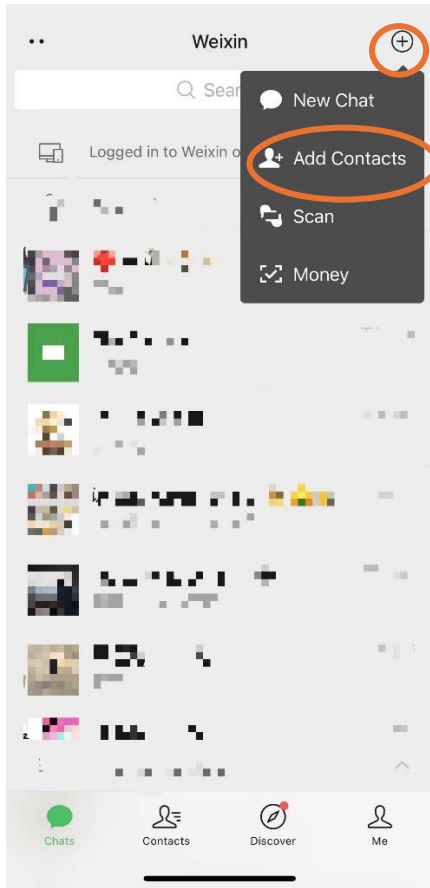
[Unable to Log In?](#) [More Options](#)

Set Up Your Profile: After verification, you can set up your WeChat profile. You will be prompted to provide a profile image, username, and other optional information. You can also choose to link your WeChat account with other social media accounts if desired.



How to add contacts on WeChat?

Add Contacts: WeChat is primarily used for communication, so it's essential to add contacts. You can add contacts by searching for their WeChat IDs, scanning QR codes, or syncing your phone contacts with WeChat. To add someone, tap the "Discover" tab, then select "Scan QR Code" or "Add Contacts."




Sini Bai

sini.Bai@imsinoexpo.com

Scan and add me as a contact

Ask me for any issues at Hi & Fi Asia-China



Add us for more information at Hi & Fi Asia-China!



Asia China



Asia China

Service for Internationals at Hi & Fi Asia-China 2024!

Translation:

This year, to enhance the exhibition experience for overseas visitors, we are also offering translation services with booking, for more information, please check out:

<https://www.figlobal.com/china/en/attend/translation-service.html>

Import & Export Desk

Want to do business in China? Want to export your products to Asia?

Our import & export desk will come back this year! Visit the specialists at the import & Export desk onsite for regulation Information, deep-dive market insights, and professional solutions!

Details will be updated on our website soon! Stay tuned!

We are looking forward to meeting you at Hi & Fi Asia-China on 19-21 June 2024 at the National Exhibition and Convention Center (Shanghai)